

Now Available


BRYANT®

Heavy-Duty Straight Blade



30, 50 & 60 Amp Receptacles

Redesigned for Enhanced Performance!

Bryant is pleased to announce the introduction of our redesigned 30, 50 and 60 Amp Heavy-Duty Straight Blade Receptacles. The rugged design and construction features a reinforced thermo-plastic polyester face and base providing terminal insulation, heat and impact resistance. One-piece double wipe power and ground contacts provide excellent conductivity and low resistance connections. Four-wire configurations feature “Lug Type” terminals, which bundle conductor strands to provide secure terminations. Captive Allen head terminal screws permit high clamping pressure. These features ensure reliable long-term service for demanding industrial and commercial applications including welders, generators, ovens, dryers, copiers and air conditioners.



Three-wire configurations feature single side pressure screw terminal design allowing top access to all three terminals for easy wiring. NEMA line numbers and ratings are molded into the face for easy identification. Isolated ground versions provide protection for sensitive electronic equipment by helping to limit electrical noise on the equipment grounding circuit.



ORDERING DATA

HEAVY-DUTY STRAIGHT BLADE RECEPTACLES

SPECIFICATIONS

MATERIALS

Face — Reinforced Thermoplastic Polyester
Base — Reinforced Thermoplastic Polyester
Contacts — Tin Plated Brass
Mounting Strap — Zinc Plated Steel
Terminal Screws — Brass Plated Steel (3-wire)
Ground Shunt — Brass
Mounting Screws — Zinc Plated Steel

LISTINGS

- UL Listed File # E2258 Guide # RTRT
- CSA Certified File # LR16215 Guide # 365E1
- NOM

PERFORMANCE DATA

Electrical:

- Dielectric Voltage Withstand - 2,000V Minimum
- Max Working Voltage - 125V, 250V or 277VAC as rated
- Current Interrupting - Certified for current interrupting at full rated current
- Temperature Rise - Max 30°C temperature rise at full rated current after 50 cycles of overload at 150% of rated current at a power factor of 75%

Mechanical:

- Terminal Identification - In accordance with UL 498. "White" - Neutral, \perp Ground.
- Terminal Accommodation - #10 AWG through #4 AWG copper
- Product Identification - Ratings are permanently part of the device

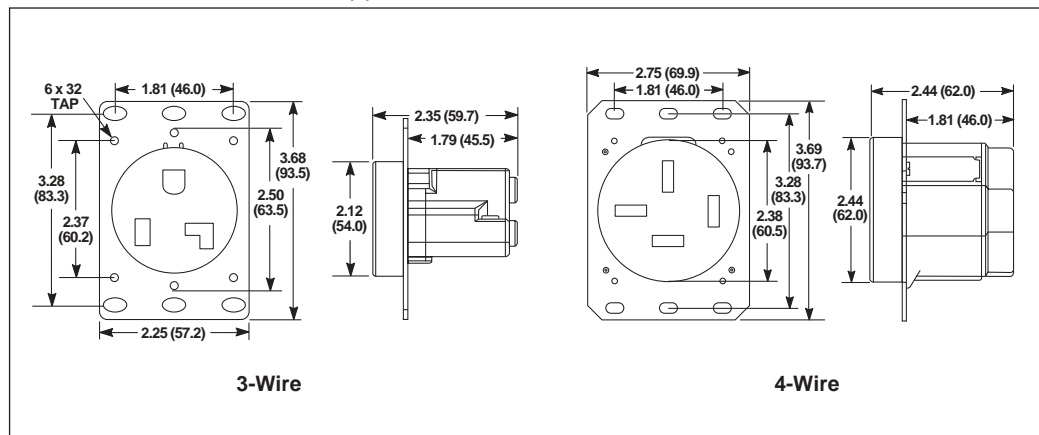
Environmental:

- Flammability - UL 94 VO
- Operating Temperature - Maximum continuous 75°C, Minimum -40°C (w/o impact)

CATALOG NUMBER	NEMA NUMBER	CONFIG.	RATING	DESCRIPTION
9530FR	5-30		2-Pole 3-Wire 30 Amp 125V	Flush Receptacle, Black RTP ①
9530IG	5-30		2-Pole 3-Wire 30 Amp 125V	Flush Receptacle, Isolated Ground, Orange RTP ①
9630FR	6-30		2-Pole 3-Wire 30 Amp 250V	Flush Receptacle, Black RTP ①
9630IG	6-30		2-Pole 3-Wire 30 Amp 250V	Flush Receptacle, Isolated Ground, Orange RTP ①
9550FR	5-50		2-Pole 3-Wire 50 Amp 125V	Flush Receptacle, Black RTP ①
9550IG	5-50		2-Pole 3-Wire 50 Amp 125V	Flush Receptacle, Isolated Ground, Orange RTP ①
9650FR	6-50		2-Pole 3-Wire 50 Amp 250V	Flush Receptacle, Black RTP ①
9650IG	6-50		2-Pole 3-Wire 50 Amp 250V	Flush Receptacle, Isolated Ground, Orange RTP ①
9430FR	14-30		3-Pole 4-Wire 30 Amp 125/250V	Flush Receptacle, Black RTP ①
9450FR	14-50		3-Pole 4-Wire 50 Amp 125/250V	Flush Receptacle, Black RTP ①
9460FR	14-60		3-Pole 4-Wire 60 Amp 125/250V	Flush Receptacle, Black RTP ①
8430FR	15-30		3-Pole 4-Wire 30 Amp 250V 3Ø	Flush Receptacle, Black RTP ①
8450FR	15-50		3-Pole 4-Wire 50 Amp 250V 3Ø	Flush Receptacle, Black RTP ①
8460FR	15-60		3-Pole 4-Wire 60 Amp 250V 3Ø	Flush Receptacle, Black RTP ①
8350FR	18-50		4-Pole 4-Wire 50 Amp 120/208V 3ØY	Flush Receptacle, Black RTP ①
8360FR	18-60		4-Pole 4-Wire 60 Amp 120/208V 3ØY	Flush Receptacle, Black RTP ①

① RTP Reinforced Thermoplastic Polyester

PRODUCT DIMENSIONS – () Indicates mm dimensions



BRYANT®

Hubbell Wiring Systems
 A Division of Hubbell Incorporated (Delaware)
 Milford, Connecticut 06460-2465
 Phone: 1-800-323-2792
 Fax: 203-876-3675
 www.Bryant-Electric.com