

Now Available

New CRIG Line Offers Another Quality Choice for Isolated Ground Applications

The new Bryant CRIG receptacles are designed to meet the requirements of today's rugged commercial applications.

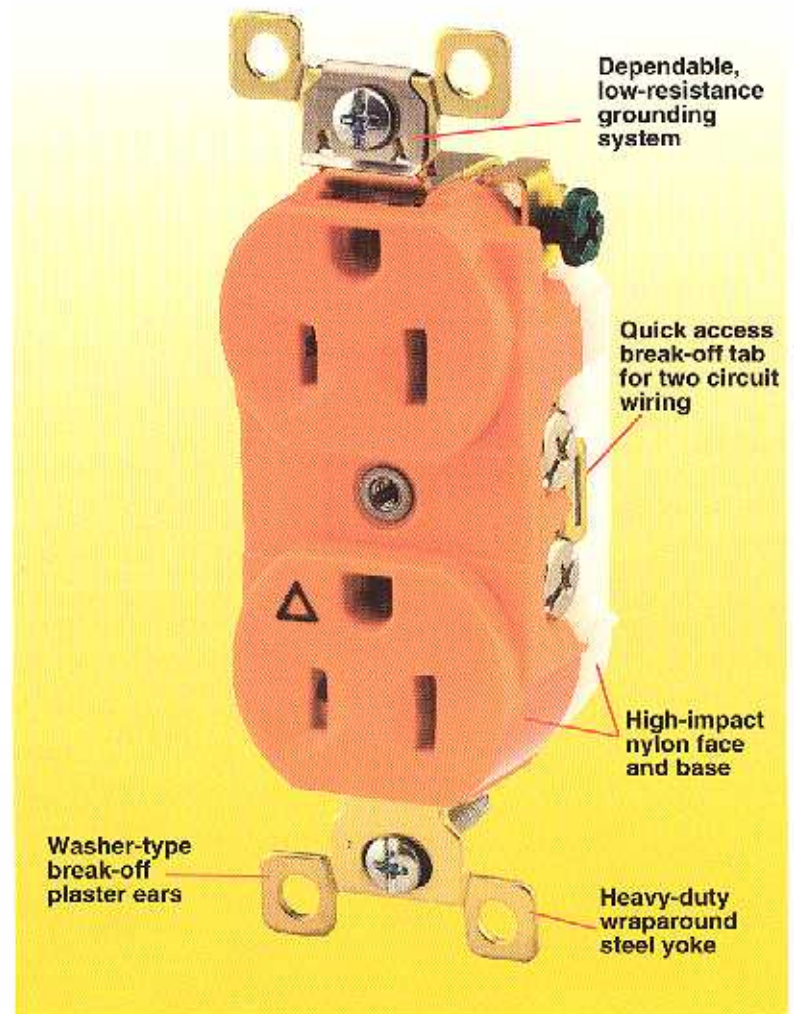
High-impact strength and chemical-resistant nylon construction provide a solid, dependable design for consistent quality performance. A unique snub-hole feature allows convenient anchoring of conductors for uniform side-wiring installation. Triple wipe, one-piece, brass-line contact construction provides high performance and excellent conductivity for low resistance.

Ease of wiring, durable thermoplastic construction and dependable quality make Bryant the only choice for commercial grade, isolated ground receptacles.




BRYANT®

Commercial Grade Isolated Ground Receptacles 15 & 20 Amp 125 V AC



Available Colors



ORDERING DATA

COMMERCIAL GRADE ISOLATED GROUND STRAIGHT BLADE RECEPTACLE

SPECIFICATIONS

MATERIALS

Base/Cover — Nylon
Yoke — Steel, Wraparound Zinc Plated
Contacts — Brass, Triplewipe
Terminal Screws — Combination Phillips/Slotted
Hex Head Grounding Screw — Steel Combination
Ground Clip — Stainless Steel
Insulation Barrier — Mylar

LISTINGS

- UL498
- CSA C22.2 No. 42-M
- Approved for CU Wire only
- NEMA WD-1, WD-6
- NOM

PERFORMANCE

Electrical

- Dielectric voltage withstands 2,000V minimum.
- Current interrupting certified at full rated current.

Mechanical

- Terminals identified by color per UL498 (brass, silver, green)

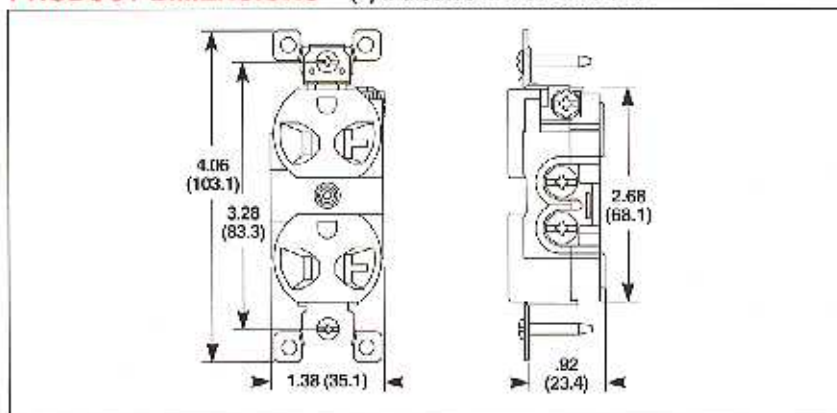
Environmental

- UL94V2 flammability
- Operating temperature — maximum continuous 60°C, minimum -40°C (w/o impact)

GROUND FAULT

| CATALOG NUMBER | | COLOR |
|-----------------------------|-----------------------------|--------|
| 15 AMP 125V AC NEMA 5-15 | 20 AMP 125V AC NEMA 5-20 | |
| CR15-IG | CR20-IG | Orange |
| CR15-IGRY | CR20-IGRY | Gray |
| CR15-IGW | CR20-IGW | White |
| CR15-IGI | CR20-IGI | Ivory |

PRODUCT DIMENSIONS — () Indicates mm dimensions

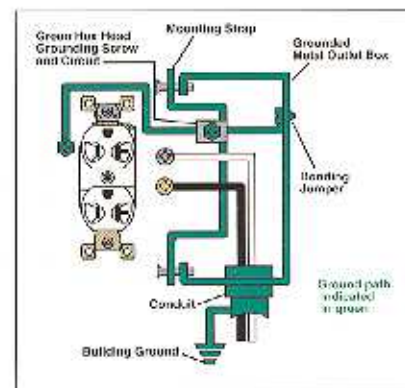
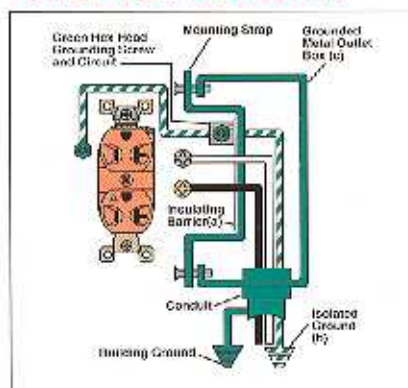


CHARACTERISTICS OF ISOLATED GROUND WIRING DEVICES

Isolated ground devices help limit electrical noise on the equipment grounding circuit by providing two grounding paths for the installation. The device grounding circuit terminal and grounding contacts are isolated from the grounding path of

the metal outlet box, device mounting means, and metal cover or wall plate, thus establishing a separate, dedicated equipment grounding path for connecting noise-sensitive equipment.

PRINCIPLES OF OPERATION



ISOLATED GROUND RECEPTACLE

Isolated ground receptacles are not grounded to building ground at the receptacle location. Grounding of this device requires that an isolated ground path be established from the receptacle grounding terminal to a suitable equipment grounding point "upstream" from the device. Insulating barrier (a) prevents grounding circuit (b) from making contact with the outlet box (c) which otherwise would ground the receptacle through the building ground.

CONVENTIONAL RECEPTACLE

Conventional receptacles are grounded to building ground at the receptacle outlet. When mounted in the box, a single grounding path is established through the grounded metal outlet box and the building ground system.

Specifications are subject to change without notice.



BRYANT

Millford, Connecticut 06460-2465
 Phone: 1-800-323-2792
 Fax: 203-876-3675
 www.hubbell-bryant.com